

STANDARD AND OPTIONAL EQUIPMENT

○ : Standard ● : Optional

● Safety equipment	HD25V5	HD30V5	HD35V5	● Working equipment	HD25V5	HD30V5	HD35V5	● Piping and others	HD25V5	HD30V5	HD35V5	
ROPS canopy	○	○	○	Bucket	0.04m ³ ※2	●	●	-	Anti-drift valve	-	●	●
TOPS canopy	●	●	●		0.05m ³ ※2	●	●	-	1st aux. piping for attachment(W/A selectable)	○	○	○
Safety lock lever	○	○	○		0.055m ³	-	-	●	2nd aux. piping for attachment ※3	●	●	●
Retractable seat-belt	○	○	○		0.06m ³	●	●	-	3rd aux. piping for attachment	●	●	●
Boom working light ※1	○	○	○		0.07m ³	●	●	-	Aux. piping proportional control ※4	●	●	●
LED boom working light ※1	●	●	●		0.08m ³	○	●	●	Stop valve for 1st aux piping port	●	●	●
Front and Rear working light(Only cabin: Front 2, Rear 1)	●	●	●		0.09m ³	●	○	-	Pattern change valve(AB) ※5	●	●	●
Rear side mirror (only cabin)	●	●	●		0.10m ³	-	●	-	Pattern change valve(AF) ※5	●	●	●
Automatic parking brake (slewing table)	○	○	○		0.11m ³	-	-	○	Pattern change valve(ABCD) ※5	●	●	●
Automatic parking brake (traveling)	○	○	○	0.12m ³	-	-	●	Cold region battery	●	●	●	
Caution indication	○	○	○	Arm	STD Arm	○	○	○	Designated paint	●	●	●
Reinforced hose(partial)	○	○	○	Long Arm (+300mm)	●	●	●	Relief valve for aux port(13.7MPa)	●	●	●	
Rear side reflective plate	○	○	○	Dozer blade Reinforced type	○	○	○	Relief valve for aux port(17.2MPa)	●	●	●	
Engine fan guard	○	○	○	Additional counterweight (+140kg)	-	-	●					
Secondary engine stop switch	-	○	○	Additional counterweight (+200kg)	-	●	-					
Tie down point	○	○	-									
Front guard(ROPS, cabin)	●	●	●	● Operation room	HD25V5	HD30V5	HD35V5					
Traveling alarm	●	●	●	4-post canopy (ROPS)	○	○	○	● Maintenance	HD25V5	HD30V5	HD35V5	
				2-post canopy (TOPS)	●	●	●	Double element air cleaner	○	○	○	
				Cabin (ROPS)	●	●	●	Cartridge type return filter	○	○	○	
								Hydraulic oil tank with air breather system	○	○	○	
● Operation seat	HD25V5	HD30V5	HD35V5	● System	HD25V5	HD30V5	HD35V5	Side by side cooling	○	○	○	
12V electric supply port	○	○	○	Mode selection (Vmax mode / ECO mode)	○	○	○	Plastic fuel tank	○	○	○	
Cup holder	○	○	○	Auto-idling mode	○	○	○	Large fuel filter	○	○	○	
Arm rest	○	○	○	Auto transmission	○	○	○	Water separator with electric sensor	○	○	○	
Electric control throttle knob	○	○	○	Expandable undercarriage track	-	-	○	Dustproof net in front of radiator	●	●	●	
Multiple one-key	●	●	●					Castle nut for adjustment (boom tip)	○	○	○	
Manual storage box	○	○	○	● Traveling equipment	HD25V5	HD30V5	HD35V5	Castle nut for adjustment (arm link)	●	●	●	
Analogue monitor	○	-	-	Shoe				Engine error code display	-	○	○	
Analogue monitor(engine error code)	-	○	○	250mm rubber shoe	○	-	-	Engine diagnosis CAN service connector	-	○	○	
Seat suspension	○	○	○	300mm high-durability rubber shoe	-	-	○	Tool set	○	○	○	
				250mm steel shoe	●	-	-					
● Operation room option (only cabin)	HD25V5	HD30V5	HD35V5	300mm steel shoe	-	●	●					
Heater	●	●	●	Traveling frame undercover	○	○	○					
Air Conditioner	-	●	●									
AM radio	●	●	●									

※1 Cannot be installed at the same time ※2 Side cutter cannot be installed ※3 2nd or 2nd and 3rd aux piping cannot be selected without the 1st aux piping ※4 E grip type ※5 Cannot be installed at the same time

SPECIFICATION AND COMBINATION OF BUCKET

● : General purpose □ : Light work × : Unusable

Bucket capacity (JIS M3) (m ³)	HD25V5						HD30V5						HD35V5				
	0.04	0.05	0.06	0.07	0.08	0.09	0.04	0.05	0.06	0.07	0.08	0.09	0.10	0.055	0.08	0.11	0.12
without side cutter	250	320	370	420	470	520	250	320	350	400	450	500	550	350	450	550	610
with side cutter	-	-	400	450	500	550	-	-	400	450	500	550	600	400	500	600	660
Number of bucket teeth	2	3	3	3	4	4	2	3	3	3	4	4	4	3	3	4	4
Standard arm	●	●	●	●	●	□	●	●	●	●	●	●	□	●	●	●	□
Long arm	●	●	●	×	×	×	●	●	●	●	×	×	×	●	●	×	×

SHOE

Type	HD25V5		HD30V5				HD35V5			
	Rubber	Steel	High-durability rubber(tough track)		Steel	High-durability rubber(tough track)		Steel		
Shoe width(mm)	250		300				300			
Overall width(mm)	1,550		1,550				[Max./Min.]1,800/1,550			
Ground pressure(kPa)	30	32	28		29	29		30		

- Before using this machine, read the instruction manual precautions thoroughly to operate it correctly.
- Specifications are subject to change without notice for improvement purposes.
- Photographs shown in the catalog were taken for publication and therefore may differ in some cases from actual objects.
- When operating the mini excavator, wear clothing and equipment in accordance to local legal and safety regulations.

● Contact for enquiry:

KATO

KATO WORKS CO.,LTD.

9-37, Higashi-ohi 1-chome, Shinagawa-ku, Tokyo, 140-0011, Japan
Tel.: Head Office: Tokyo +81 (0)3 3458-1111
Overseas Marketing Department: Tokyo +81 (0)3 3458-1115 / FAX: Tokyo +81 (0)3 3458-1163

www.kato-works.co.jp



KATO

MINI EXCAVATOR

✓ FIVE
HD25
✓ FIVE
HD30
✓ FIVE
HD35



Advanced low center of gravity design

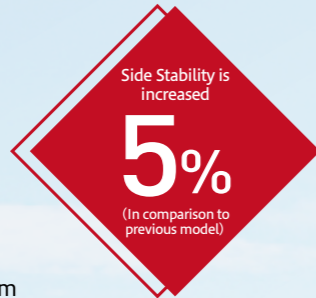
Powerful Strong Reliable

Ultra slewing mini excavators fit various job sites

Workability & Economy

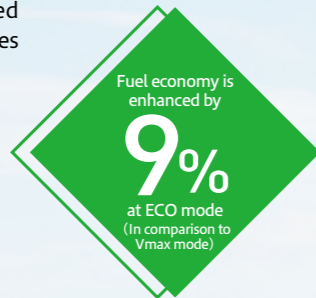
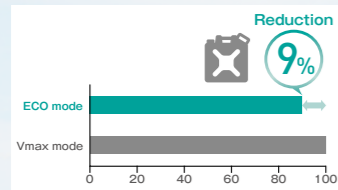
Enhancement of stability

Stability is enhanced in comparison to the previous model by lowering the center of gravity. The workability has been improved for efficient operation.



Vmax mode and ECO mode

Operation mode is selectable from Vmax mode which is operation speed oriented and ECO mode which ensures low fuel consumption.



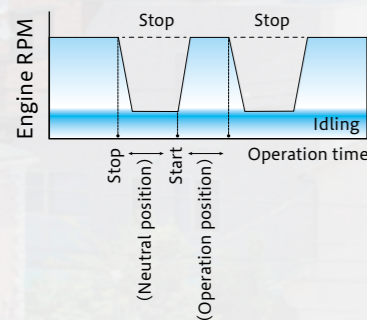
Enhanced dumping height

Dumping height is higher than previous model (110mm higher than HD30/35V4). Workability has been improved.



Auto-idling is standard feature

Optimum engine speed will be provided automatically in few seconds after returning the operation lever to the neutral position. It saves the fuel consumption by approx. 10%.



Enhanced operability

The reaction at start and stop is significantly improved. The low gravity design suppresses vibration and enables for a non-stress operation.

Traveling auto shifting mode

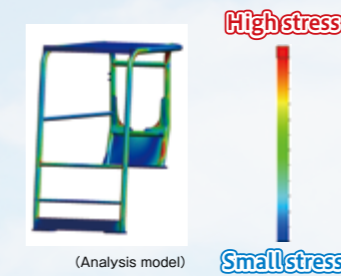
Traveling speed 1 and 2 are automatically changed according to the traveling motor load. Can set only speed 1 by operating the switch on the dozer lever.



Safety

ROPS compliant 4-post canopy

4-post canopy with a retractable seat belt is available as standard feature. Safety of operator has significantly improved (Fasten your seat belt when you operate).



Engine start system & safety lock system

The engine is turned on when that lever is in the neutral position. Auto-parking brake is activated when the lock lever is raised (Including dozer blade and swing). It offers high operating safety and prevents unexpected movements.



Traveling & Slewing parking brake

Parking brake is equipped to prevent unexpected movement and secure safety.

Emergency engine stop switch (HD30/35V5)

It is possible to stop the engine from outside of cabin at emergency situation.



Durability

High-durability Tough Track rubber shoes are equipped as Standard (HD30/35V5)

The durability is improved by spiral structure with great rug pattern and anti-corrosion steel cord.



	Conventional	Tough Track
Core metal shape		
Core metal edge FEM analysis		

Working light under the boom


The light is installed to under the boom and protected from damages.

Reinforced boom cylinder cover

The V-shaped double structure reinforced boom cylinder cover prevents the cylinder from damages.

Fully versatile easy skimming work

The closer distance between bucket teeth and dozer blade allows it to skim the ground easier.



Boom swing pin

Single large size pin reduces the wearing and the rattling sounds.



Reinforced dozer blade

Dozer blade arm adopts sturdy square tube structure. It is strong and durable against twist.


X-shaped under carriage (HD25/30V5)

It enhanced the strength against twist. Mud drainage performance has increased and cleaning is now carried out with ease.



Extendable undercarriage (HD35V5)

This undercarriage design is efficient for transportation and traveling in confined spaces ensuring compactness and high stability.



Comfortability

Comfortable operating space

Ergonomic wide comfortable operating space has been designed to fit operator.

Monitor

Brand new display with improved visibility of display due to the always lit LED light. Engine error code on the display supports efficient maintenance.



Cup holder

The cup holder is installed.



12V electric supply port

Equipped with an electric supply port. (12V 10A)



Comfortable lever control

Appropriate lever length and remote valve enhance lever operating comfortability. It also reduces the operators fatigue.

Great access


Access to the operator seat has been improved by lowering the step height.



Maintenance

Wide openable engine cover

Engine and right-side covers are openable without using any tools. Daily maintenance such as engine check have been made easier.



- ① Fuel filter
- ② Water separator with electric sensor
- ③ Air cleaner (Double element)
- ④ Side by side cooling
- ⑤ Hydraulic oil return filter
- ⑥ Battery
- ⑦ Control valve



Steel pressed cover

Durable steel cover is adopted and it is easier to repair damage such as scratch and dent.

Air Conditioner



Heater



Pattern change valve (AB)




Pattern change valve (ABCD)



Option

TOPS canopy



ROPS cabin



Front guard



1st aux. piping pedal



Traveling pedal



Proportional control lever



Additional counterweight



Technical Specification

HD25V5 Model : HD25V5 Machine weight : 2,500kg Operating weight : 2,575kg
Bucket capacity : 0.04m³~0.09m³[Standard 0.08m³]

■ENGINE

Model KUBOTA D1305-E4B
Rated output 17.6kW/2,400min-1
Max. torque 79.0N·m/1,600min-1

■DIMENSIONS

Overall length 4,000mm
Overall height 2,480mm
Overall width 1,550mm
Max. ground clearance 280mm
Tail slewing radius 775mm
Crawler length 1,900mm
Shoe width 250mm

■TRAVEL & SWING SYSTEM

Travel speed 2.5/4.4km/h
Max. swing speed 9.0min-1
Grade ability 58% (30°)
Ground pressure 30kPa(0.31kgf/cm²)

■DIGGING FORCE

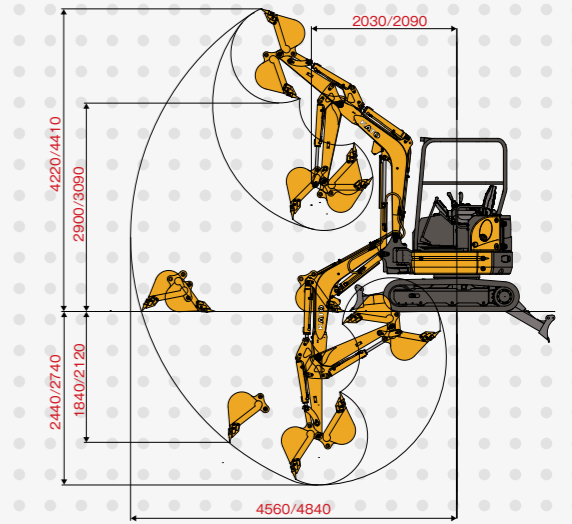
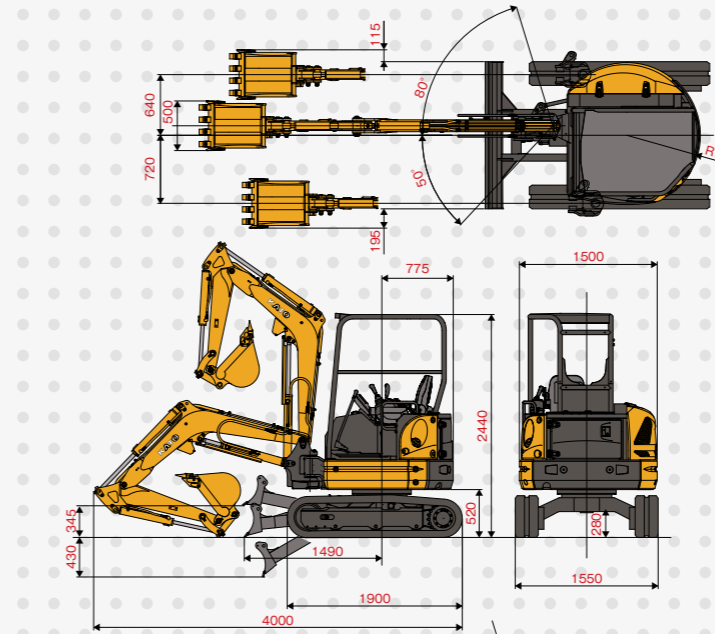
Bucket digging force 21kN
Arm digging force 14kN

■CAPACITY

Hydraulic tank 33L(reference capacity)
Fuel tank 42L

■HYDRAULIC SYSTEM

Pumps Double variable piston pump and gear pump
Swing motor Constant displacement piston type with swing brake
Travel motor Variable displacement plunger motor
Control valves 9 section multiple control valves
Max. pressure 21.6MPa (220kgk/cm²)



HD25V5
[Dimension: Standard arm / Long arm] (mm)

HD30V5 Model : HD30V5 Machine weight : 3,020kg Operating weight : 3,095kg
Bucket capacity : 0.04m³~0.10m³[Standard 0.09m³]

■ENGINE

Model YANMAR 3TNV88F
Rated output 17.2kW/2,200min-1
Max. torque 83.9N·m/1,320min-1

■DIMENSIONS

Overall length 4,460mm
Overall height 2,500mm
Overall width 1,550mm
Max. ground clearance 290mm
Tail slewing radius 795mm
Crawler length 2,100mm
Shoe width 300mm

■TRAVEL & SWING SYSTEM

Travel speed 2.7/4.7km/h
Max. swing speed 9.0min-1
Grade ability 58% (30°)
Ground pressure 28kPa(0.29kgf/cm²)

■DIGGING FORCE

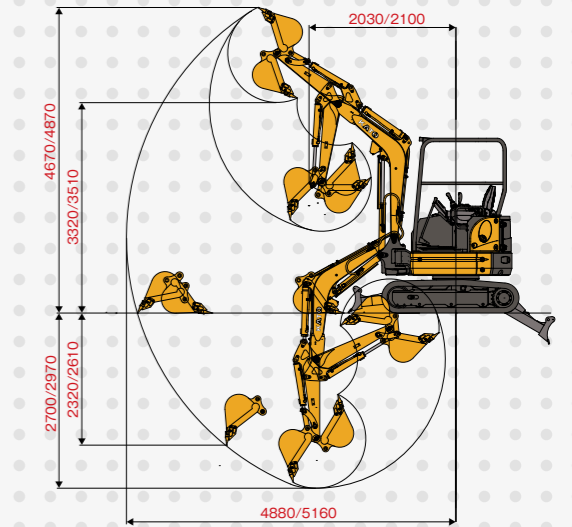
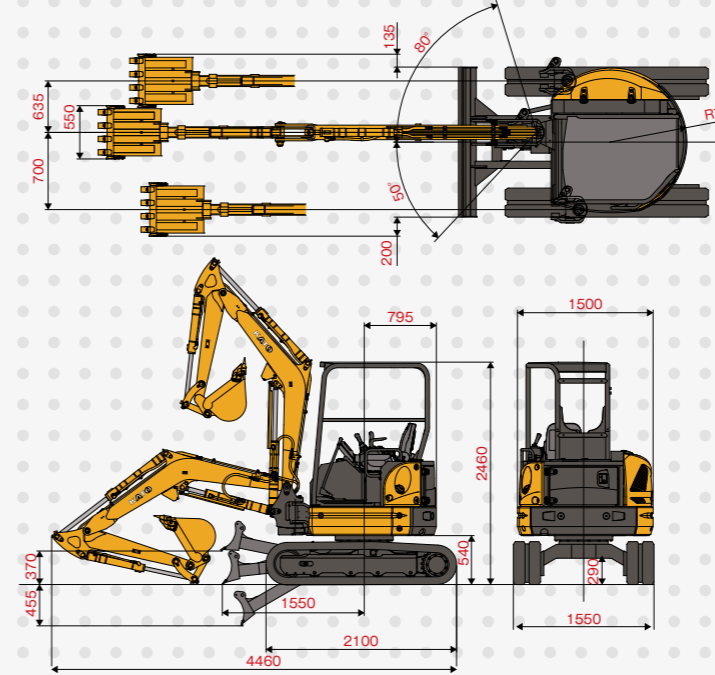
Bucket digging force 29.1kN
Arm digging force 18.1kN

■CAPACITY

Hydraulic tank 33L(reference capacity)
Fuel tank 42L

■HYDRAULIC SYSTEM

Pumps Double variable piston pump and gear pump
Swing motor Constant displacement piston type with swing brake
Travel motor Variable displacement plunger motor
Control valves 9 section multiple control valves
Max. pressure 24.5MPa (250kgk/cm²)



HD30V5
[Dimension: Standard arm / Long arm] (mm)

HD35V5 Model : HD35V5 Machine weight : 3,450kg Operating weight : 3,525kg
Bucket capacity : 0.055m³~0.12m³[Standard 0.11m³]

■ENGINE

Model YANMAR 3TNV88F
Rated output 17.2kW/2,200min-1
Max. torque 83.9N·m/1,320min-1

■DIMENSIONS

Overall length 4,750mm
Overall height 2,500mm
Overall width 1,800mm
Max. ground clearance 250mm
Tail slewing radius 900mm
Crawler length 2,265mm
Shoe width 300mm

■TRAVEL & SWING SYSTEM

Travel speed 2.7/4.7km/h
Max. swing speed 9.0min-1
Grade ability 58% (30°)
Ground pressure 29kPa(0.30kgf/cm²)

■DIGGING FORCE

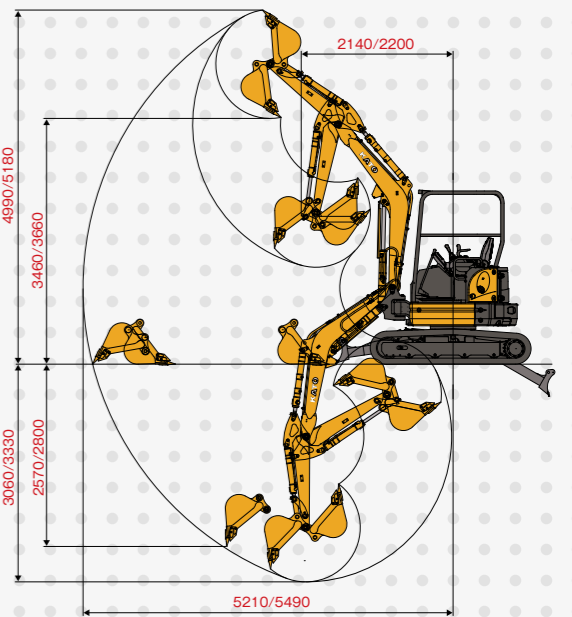
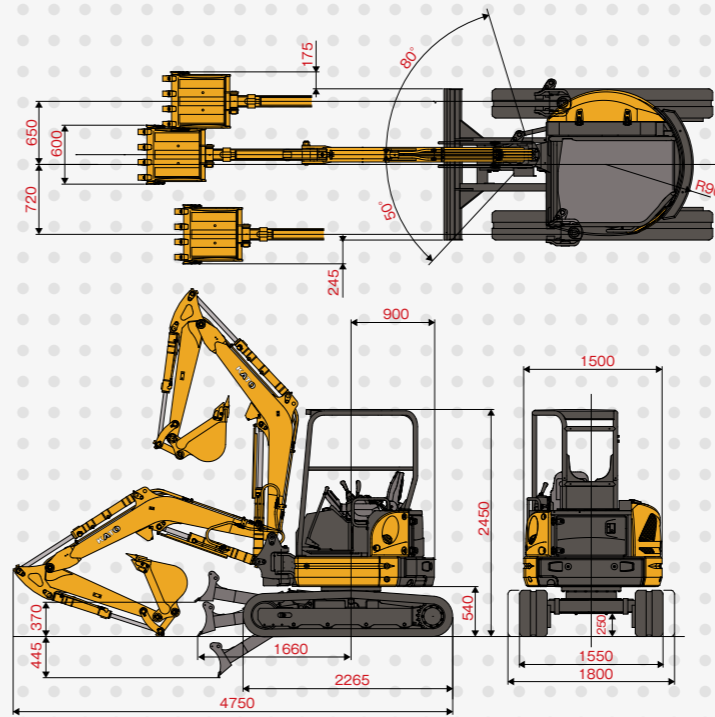
Bucket digging force 29.1kN
Arm digging force 17.1kN

■CAPACITY

Hydraulic tank 33L(reference capacity)
Fuel tank 42L

■HYDRAULIC SYSTEM

Pumps Double variable piston pump and gear pump
Swing motor Constant displacement piston type with swing brake
Travel motor Variable displacement plunger motor
Control valves 9 section multiple control valves
Max. pressure 24.5MPa (250kgk/cm²)



HD35V5
[Dimension: Standard arm / Long arm] (mm)