










KATO



Evolution Towards True Value

Product Guide

KATO WORKS CO.,LTD.



Web site
kato-works.co.jp



YouTube / KATO WORKS OFFICIAL
[youtube.com/user/katowork](https://www.youtube.com/user/katowork)



Instagram
[instagram.com/kato_works_official/](https://www.instagram.com/kato_works_official/)



- Before you operate the machine, study the instruction manual thoroughly and follow the instructions it contains.
- Some differences may arise between the machine delivered and the photographs in the catalog due to any added improvements.
- Note: The specification may be changed without notice.
- The actual colors of the body and interior may appear slightly different from those shown in this catalog due to the limitation of photography and printing.

● Contact for enquiry:

KATO

KATO WORKS CO.,LTD.













9-37, Higashi-ohi 1-chome, Shinagawa-ku, Tokyo, 140-0011, Japan
Tel.: Head Office: Tokyo +81 (0)3 3458-1111
Overseas Marketing Department: Tokyo +81 (0)3 3458-1115 / FAX: Tokyo +81 (0)3 3458-1163

<https://www.kato-works.co.jp>





QUALITY & EXPERIENCE
SINCE 1895

EXPLANATORY NOTES


Crane

-  Overall Length, Overall Width, Overall Height (Traveling Position)
-  GVW
-  Maximum Rated Lifting Capacity
-  Boom Section / Length
-  Super Luffing Jib Section / Length / Offset Angle
-  Power Jib Section / Length / Offset Angle
-  Manual Jib Section / Length / Offset Angle
-  Heavy Lift Jib Section / Length / Offset Angle
-  Outriggers Extension Width / Fully Extended
-  Maximum Traveling Speed
-  ACS (Automatic Crane System)
-  Searcher Hook / Length



Crawler Crane

-  Rated Output
-  Maximum Rated Lifting Capacity
-  Boom Section / Length
-  Jib Section / Length




Excavator/Mini Excavator

-  Rated Output
-  Operating Weight
-  Machine Weight
-  Bucket Capacity
-  Maximum Digging Depth
-  APC (Automatic Power Control)






Lineup

-  Long Crawler Specification
-  Dozer Specification




Crawler Carrier

-  Rated Output
-  Machine Weight
-  Maximum Payload






Vacuum Crawler

-  Rated Output
-  Machine Weight
-  Maximum Payload
-  Hopper Capacity
-  Air Volume (Only Blower)




Vacuum Truck

-  GVW
-  Hopper Capacity
-  Air Volume (Only Blower)





Street Sweeper

-  Rated Output (Superstructure Engine)
-  Hopper Capacity
-  Maximum Payload
-  Maximum Sweep Speed
-  Maximum Sweep Width




Snow Sweeper

-  Rated Output (Superstructure Engine)
-  Maximum Sweep Width
-  Maximum Sweep Speed














Earth Boring Rig

-  Rated Output
-  Operating Weight
-  Maximum Digging Depth
-  Maximum Digging Diameter

Compact Track Loader

-  Rated Output
-  Operating Weight
-  Bucket Capacity

CONTENTS

	Rough Terrain Crane	03
	Cityrange Crane	04
	All Terrain Crane	05
	Crawler Crane	06
	Excavator	07
	Mini Excavator	12
	Crawler Carrier/Full-Rotating Crawler Carrier	14
	Vacuum Crawler	15
	Vacuum Truck	16
	Street Sweeper	17
	Snow Sweeper	17
	Earth Drilling Rig	18
	Compact Track Loader	18



Rough Terrain Crane

Powerful lifting and tough design
SR Rough Terrain Crane

SR-700L



- L : 12,590mm
W : 2,990mm
H : 3,680mm
- 39,750kg
- 70t x 2.5m
(10.0m Boom)
- 10.0~44.5m
(6 sections)
- 8.3~13.2m
(2 sections)
7~60°
- 7.6m (6 sections)
- 49km/h
- MS-200

Easy Jib mounting by newly developed EJIB system
Efficient Jib operation is available

SR-300R



- L : 11,565mm
W : 2,620mm
H : 3,475mm
- 26,515kg
- 30t x 3.0m
(9.35m Boom)
- 9.35~30.5m
(4 sections)
- 8.7, 13.1m
(2 sections)
5~60°
- 6.6m (5 sections)
- 49km/h
- MS-200

SR-500LX



- L : 12,760mm
W : 2,900mm
H : 3,880mm
- 37,075kg
(with standard tires)
- 51t x 2.5m
(10.8m Boom)
- 10.8~42.0m
(5 sections)
- 9.4m~13.7m
(2 sections)
5~60°
- 7.0m (4 sections)
- 45km/h
- MS-230C

Cityrange Crane

Compact and versatile
High performance CITYRANGE Crane

CR-250RV



- L : 9,195mm
W : 2,395mm
H : 3,495mm
- 23,795kg
- 25t x 2.8m
(6.7m Boom)
- 6.7~29.0m
(6 sections)
- 5.3m~8.2m
(2 sections)
7~60°
- 6.0m (5 sections)
- 54km/h
- MS-230D
- 1.0m
2 positions
(high/low)

SR-500L



- L : 13,030mm
W : 2,980mm
H : 3,595mm
- 33,970kg
(with standard tires)
- 51t x 2.5m
(10.7m Boom)
- 10.7~35.0m
(4 sections)
- 8.8m, 15.2m
(2 sections)
5°, 25°, 45°
- 7.0m (4 sections)
- 48km/h
- MS-200

CR-200rf



- L : 8,710mm
W : 2,290mm
H : 3,245mm
- 19,755kg
- 20t x 2.5m
(6.5m Boom)
- 6.5~28.0m
(6 sections)
- 4.0m, 5.8m
(2 sections)
7~60°
- 5.4m (5 sections)
- 55km/h
- MS-250
- 1.0m
2 positions
(high/low)

SR-300LX



- L : 11,360mm
W : 2,620mm
H : 3,475mm
- 26,990kg
- 30t x 3.0m
(9.35m Boom)
- 9.35~30.5m
(4 sections)
- 7.9m, 13.0m
(2 sections)
5°, 25°, 45°
- 6.6m (5 sections)
- 49km/h
- MS-200

- L : 7,465mm
W : 1,995mm
H : 2,870mm
- 13,825kg
- 13t x 1.7m
(5.3m Boom)
- 5.3~24.0m
(6 sections)
- 3.6m, 5.5m
(2 sections)
5~60°
- 4.75m (5 sections)
- 55km/h
- MS-250A
- 0.8m
2 positions
(high/low)

CR-130RV



- L : 7,465mm
W : 1,995mm
H : 2,870mm
- 13,825kg
- 13t x 1.7m
(5.3m Boom)
- 5.3~24.0m
(6 sections)
- 3.6m, 5.5m
(2 sections)
5~60°
- 4.75m (5 sections)
- 55km/h
- MS-250A
- 0.8m
2 positions
(high/low)



All Terrain Crane

ALLTERR

Advanced All Terrain Crane
Various operations with latest KATO technologies



Crawler Crane

Tough, reliable performance
High lifting capacity

KA-3000RX



Traveling position on work sites only.

- L : 17,740mm
W : 2,990mm
H : 4,100mm
(Work site driving position)
- 43,940kg
(Only carrier)
- 300t×2.5m
(14.4m Boom)
(Heavy load hoisting device)
- 14.4~55.0m
(5 sections)
- 10.85~35.0m
(4 sections)
0°~60°
- 13m, 22m, 31m,
40m, 47m, 54m
(6 sections)
10°~60°
- 9.4m (5 sections)
- 75km/h
(Only carrier)
- MS-270

KA-1300RX



Traveling position on work sites only.

- L : 15,400mm
W : 2,990mm
H : 4,000mm
(Work site driving position)
- 36,620kg
(Only carrier)
- 130t×2.5m
(11.8m Boom)
(Heavy load hoisting device)
- 11.8~52.0m
(6 sections)
- 9.2~26.6m
(4 sections)
2°(5°)~60°
- 8.4m (6 sections)
- 75km/h
(Only carrier)
- MS-270

KA-1100RX



Traveling position on work sites only.

- L : 13,200mm
W : 2,750mm
H : 3,790mm
- 48,000kg
- 110t×2.0m
(11.1m Boom)
(Heavy load hoisting device)
- 11.1~51.3m
(6 sections)
- 8.8~20.4m
(3 sections)
2°(5°)~60°
- 7.2m (5 sections)
- 75km/h
- MS-280

CCH2500-6



- 242kW/2,000min⁻¹
- 250t×5.2m
- (STD) 18.0~72.0m
(Light) 72.0~93.0m
- 13.0~37.0m

CCH1000-6



- 179kW/2,000min⁻¹
- 100t×4.0m
- 13.0~61.0m
- 10.0~22.0m

CCH550-3II



- 149kW/2,100min⁻¹
- 55t×3.0m
- 9.0~51.0m
- 6.0~15.0m

CCH550T-3



- 179kW/2,000min⁻¹
(Tier3)
- 55t×3.0m
- 11.3~34.4m



Excavator

High-performance and high-power
Environmentally-friendly excavator

HD820-8



- 120.7kW/2,000min⁻¹
- 21,100kg
LC: 21,700kg
- 0.45-1.1m³
- 6,700mm
LC: 6,690mm
- APC7
- Lineup

HD1430-7



- 182kW/1,950min⁻¹
- 32,000kg
LC: 32,800kg
- 1.1-1.8m³
- 7,450mm
- APC7
- Lineup

HD1025-7



- 121.6kW/1,900min⁻¹
- 25,000kg
LC: 25,800kg
- 0.55-1.4m³
- 7,000mm
- APC7
- Lineup

HD2050-7



- 320kW/1,600min⁻¹
- 49,900kg
- 1.6-2.3m³
- 7,770mm
- APC7

HD512-7



- 76.4kW/2,000min⁻¹
- 12,900kg
LC: 13,400kg
Dozer: 13,800kg
- 0.25-0.60m³
- 5,590mm
- APC7
- Lineup



Excavator

Environmentally-friendly model
Global standard working performance

Manufactured by KATO WORKS CHINA LTD.

HD823_{MR-7}

MINI RADIUS



- 120.5kW/2,000min⁻¹
- 23,000kg
LC: 23,700kg
- 0.45-1.1m³
- 6,690mm
- APC7
- Lineup
- LC

HD514_{MR-7}

MINI RADIUS



- 76.4kW/2,000min⁻¹
- 14,100kg
LC: 14,500kg
Dozer: 15,100kg
- 0.25-0.60m³
- 5,540mm
- APC7
- Lineup
- LC

HD308_{US-7} REGZM

ULTRA SHORT TAIL SWING



- 40.8kW/2,000min⁻¹
- 7,470kg
Dozer: 7,940kg
- 0.12-0.34m³
- 4,120mm
- APC300
- Lineup
- LC

HD1638-R5 REGZM

- 183kW/2,150min⁻¹
- 36,000kg
- 1.6-1.8m³
- 7,380mm
- APC300



HD1430-R5 REGZM

- 183kW/2,150min⁻¹
- 31,600kg
- 1.4-1.6m³
- 7,440mm
- APC300





Excavator

Environmentally-friendly model
Global standard working performance



Manufactured by KATO WORKS CHINA LTD.



Mini Excavator

High quality, great performance
Environmentally-friendly mini-midi excavator

HD820-R5 REGZM



- 113kW/2,000min⁻¹
- 20,450kg
- 0.80-0.90m³
- 6,700mm
- APC300



HD512-R5 REGZM

- 68kW/2,000min⁻¹
- 12,600kg
- 0.40-0.60m³
- 5,630mm
- APC300

HD308US-R5 REGZM



- 42.6kW/2,100min⁻¹
- 8,300kg
- 0.30m³
- 4,120mm

HD85V5



- 42.7kW/2,100min⁻¹
- 8,100kg
- 0.11-0.28m³
- 4,020mm

HD60V5



- 32.4kW/2,400min⁻¹
- 5,370kg
- 0.08-0.18m³
- 3,800mm

HD50V5



- 32.4kW/2,400min⁻¹
- 4,650kg
- 0.08-0.16m³
- 3,330mm

HD35V5



- 17.2kW/2,200min⁻¹
- 3,450kg
- 0.055-0.12m³
- 3,060mm



Mini Excavator

High quality, great performance
Environmentally-friendly mini-midi excavator

HD30V5



- 17.2kW/2,200min⁻¹
- 3,020kg
- 0.04-0.10m³
- 2,700mm

HD25V5



- 17.6kW/2,400min⁻¹
- 2,500kg
- 0.04-0.09m³
- 2,440mm

HD17V5



- 10.5kW/2,300min⁻¹
- 1,780kg
- 0.024-0.055m³
- 2,190mm

HD35N5



- 17.2kW/2,200min⁻¹
- 3,220kg
- 0.055-0.12m³
- 3,030mm

HD55N4



- 47.6kW/2,400min⁻¹
- 5,350kg
- 0.11-0.19m³
- 3,850mm



Crawler Carrier

Excellent driving force, comfortable operation



IC120-2



- 224kW/2,200min⁻¹
- 14,020kg
- 11,000kg

IC100-5



- 191kW/2,000min⁻¹
- 11,570kg
- 10,000kg

IC75-5



- 140kW/2,400min⁻¹
- 9,760kg
- 7,500kg



Crawler Carrier

Excellent driving force, comfortable operation



IC55

- 78.3kW/2,400min⁻¹
- 6,440kg
- 5,000kg



IC37-5

- 46.1kW/2,700min⁻¹
- 2,910kg
- 3,700kg



Full-Rotating Crawler Carrier

IC70R

Safe, compact and easy-to-use full-rotating crawler carrier.



- 140kW/2,200min⁻¹
- 11,525kg
- 7,000kg



Vacuum Crawler

High performance and fuss-free maintenance Vacuum Crawler



IC75MV



- 168kW/2,200min⁻¹
- 12,300kg
- 4,700kg
- 2.5-4.5m³
- 35m³/min



Vacuum Truck

Simple mechanism and easy to maintain Multi-purpose Vacuum Truck



MV-2200S



- 22t
- 11.3m³
- 50m³/min

MV-600S



- 14.5t
- 6.3m³
- 30m³/min

MV-400S



- 8t
- 2.7m³
- 30m³/min



Street Sweeper

Street-Master

High-performance with compact body
Low noise and efficient Street Sweeper

HS-800W

- 98kW/2,000min⁻¹
- 6.4m³
- 3.0-3.5t
- 30km/h
- Left: 2.5m Right: 2.5m
Full: 3.5m



HS-400W



- 40.3kW/2,100min⁻¹
- 3.4m³
- 1.6-1.9t
- 20km/h
- Left: 1.8m Right: 1.8m
Full: 2.4m



Earth Drilling Rig

CITY DRILL

High-performance Earth Drilling Rig
Various digging methods are available

KE-1500III



- 98kW/2,000min⁻¹
- 23t
- 43m
- 1.5m

PE-650



- 98kW/2,000min⁻¹
- 19t
- 14.5m
- 1.2m

KB-1500RII



- 205kW/2,000min⁻¹
- 56.5t
- 45m
- 1.5m



Snow Sweeper

Powerful brush and blow system introduced
Speedy snow removal operation

S-250CVIII



- 235kW/2,100min⁻¹
- 2.5m
- 40km/h



COMPACT TRACK LOADER

Compact, Powerful and Versatile!

CL35-4F

- 46.3kW/2,700min⁻¹
- canopy: 3,540kg
cabin: 3,600kg
- 0.36m³

